

# Type AC/ACN Float Drain Traps

## • Drain Condensate from Gas/Liquid Separators


### FEATURES

- No Priming Required
- Stainless Steel Internal Parts
- Internal Parts Removed with Cover
- No Loss of Line Pressure
- Choice of Inlet/Outlet Configurations

### OPTIONS

- Heater for Low Temperature Applications

### Typical Float Drain Trap Installations



Model 230-AC Installation

Model 90-AC



Model 230-AC



Eaton Float Drain Traps efficiently handle the liquids in the storage tanks and drip points of separators without pressure loss in the line. These traps are capable of removing up to 2800 pounds of condensate per hour and work with pressure differentials from 5 up to 250 psi.

### Model 90-AC and 95-AC Float Drain Traps

- Cast iron, cast carbon steel, or cast stainless steel for 0 to 500 psi service
- A positive water seal prevents loss of air or gas
- Straight-through design
- Internal parts, including the valve and seat, are corrosion-resistant, non-magnetic stainless steel
- Working parts are attached to the base for easy removal and inspection
- A side inlet/outlet configuration is available for iron, carbon steel, and stainless steel traps

### Model 230-AC Float Drain Traps

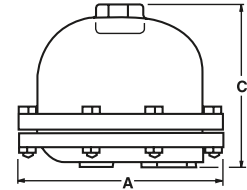
- Cast iron for 0 to 125 psi service, ideal where gummy emulsions or cylinder lubricants make other traps inoperative
- Vertical inlet, down-flow discharge design
- Ample float power and a large outward opening discharge valve prevent loss of pressure
- Internal parts are stainless steel, including a non-magnetic valve and seat
- Working parts are attached to the cover for easy removal without disconnecting the trap from the line.
- No priming is required
- For low temperature applications, a heater is available as an option

QUICK & DISCOUNTED PRICING  
**CLICK HERE**  
OR CALL (908) 362-9981

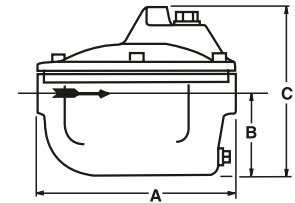
# Type AC/ACN Float Drain Traps

## Dimensions: Models 90, 95 and 230 (in/mm)

Model No.	Pipe Size (NPT)	A	B	C	Width	-----Weight (lb/kg)-----		
						Cast Iron	Cast Steel	Stainless Steel
90-AC	3/4	6.12 / 155	—	4.87 / 124	5.12 / 130	19 / 8.6	—	—
95-AC	1	7 / 178	—	6.12 / 155	6.12 / 155	—	19 / 8.6	19 / 8.6
230-ACN	1	9 / 229	3.63 / 92	7.5 / 190	5.63 / 143	25 / 11.3	—	—

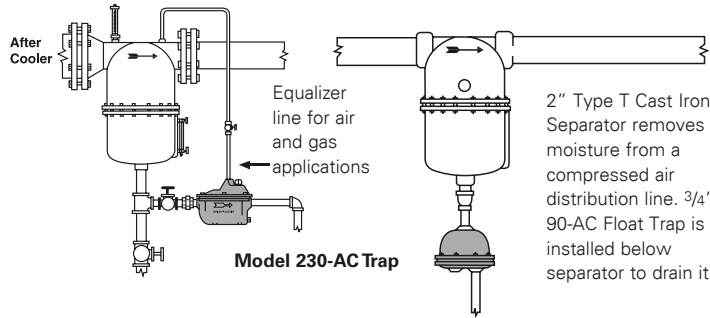


Type 90-AC



Model 230-ACN

## Typical Float Drain Trap Installations



## Capacities: Condensate (lb/hr) at 70 °F - Models 90, 95 and 230

Model No.	Orifice Diameter	Differential Pressure (psi). Specify on Order												
		5	10	25	50	75	100	125	150	175	200	250	300	500
90-AC	5/32"	292	434	790	1273	1600	—	—	—	—	—	—	—	—
	1/8"	178	266	502	785	970	1130	1250	1370	1465	1550	1750	—	—
	3/32"	97	147	265	427	545	625	697	760	815	870	965	—	—
	5/64"	68	101	198	299	382	435	487	530	570	590	650	—	—
95-AC	5/32"	292	434	790	1273	1623	1850	2075	2250	2400	2575	2840	—	—
	1/8"	178	266	502	785	970	1130	1280	1370	1465	1550	1750	1950	2500
	3/32"	97	147	266	427	545	625	697	760	815	870	965	1060	1350
230-AC	7/32"	396	595	1075	1733	2205	2525	2800	—	—	—	—	—	—